

Most Efficient Route From Tech Square to CULC

Route 1:

Mean: 8.86

Std. Dev: .2393

Confidence Interval: [8.74, 8.98]

Route 2:

Mean: 8.47

Std. Dev: .1946

Confidence Interval: [8.37, 8.57]

Route 3:

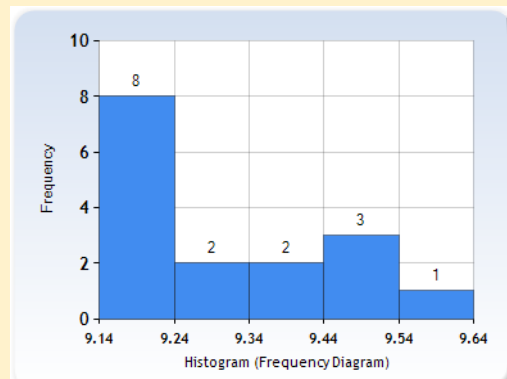
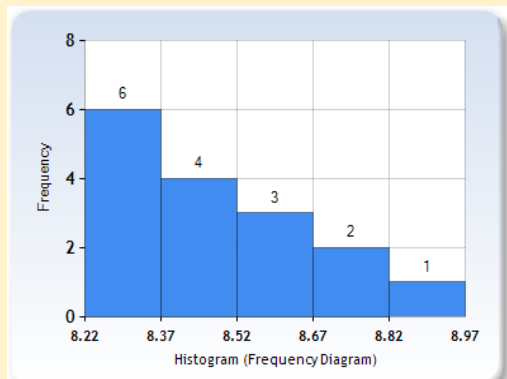
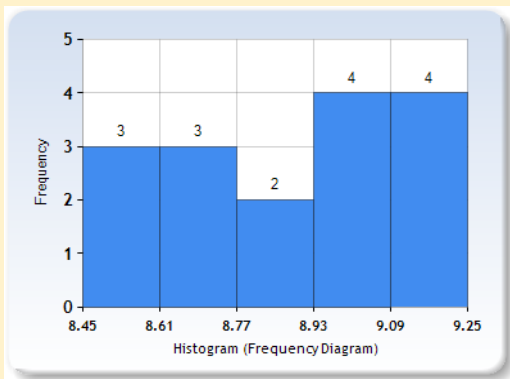
Mean: 9.303

Std. Dev: .1505

Confidence Interval: [9.23, 9.37]



Histograms: Route 1, Route 2, Route 3



Boxplot of Routes From TSQU. to CULC

