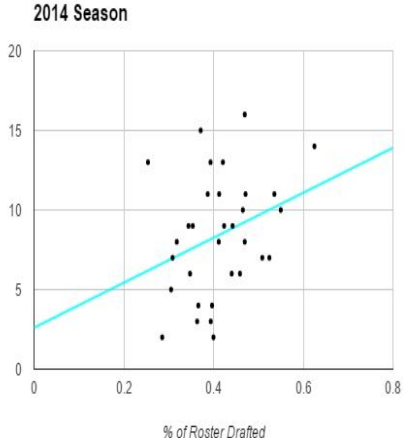
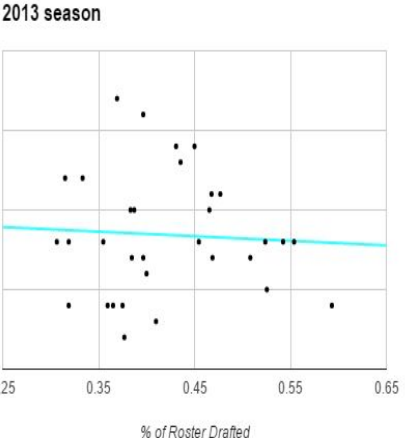
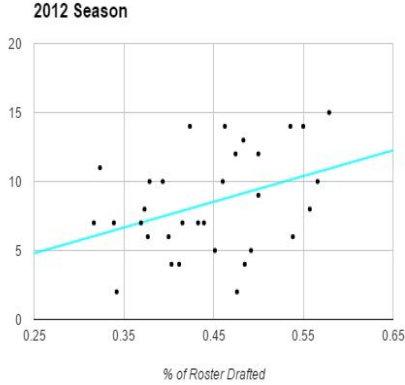
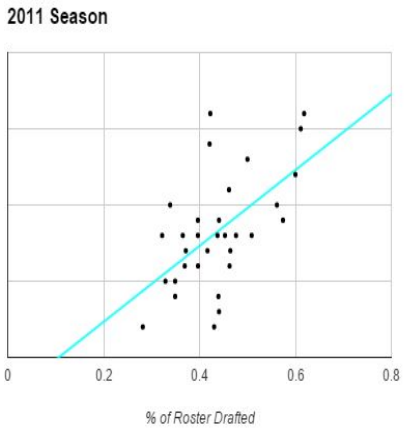


Do NFL teams that have more players they have drafted experience more success?

- Used website called Pro-Football-Reference.com to download .csv files that contain information of the draft information of each team's roster from 2011-2014 (4 seasons).
- Wrote a Python script to parse through all the files and count how many players on each roster were drafted by that respective team and then the total number of players on the roster. Those quotient of these two numbers was the percentage of self-drafted players on that team's roster.
- The trends showed that for every season (except the 2013-2014 season) teams with high draft %'s experienced higher degrees of success.



	Draft % 2014/20	Draft % 2013/20	Draft % 2012/20	Draft % 2011/2012	Win Count 2014	Win Count 2013	Win Count 2012	Win Count 2011/2012
Arizona Cardinals	0.387096742	0.383333333	0.451612032	0.3965517241	11	10	5	8
Atlanta Falcons	0.4590163934	0.4593220339	0.593220339	0.5789473684	6	4	15	10
Baltimore Ravens	0.4714285714	0.5423728614	0.55	0.5	11	8	14	13
Buffalo Bills	0.4237286136	0.4	0.4	0.3692307692	9	6	6	6
Carolina Panthers	0.3181818182	0.435483871	0.4303939394	0.4628865672	8	13	7	6
Chicago Bears	0.3059555556	0.3548387097	0.303442623	0.3650793651	5	8	10	8
Cincinnati Bengals	0.421035216	0.396517241	0.4403174903	0.4400779651	10	11	10	9
Cleveland Browns	0.3088235294	0.375	0.4918032787	0.3492063492	7	4	5	4
Dallas Cowboys	0.393442623	0.3188405797	0.3731343284	0.4761904762	13	8	8	8
Denver Broncos	0.421035216	0.396517241	0.4237286136	0.396517241	13	16	14	9
Detroit Lions	0.4126984127	0.3846153846	0.4117647059	0.3387096774	7	4	10	7
Green Bay Packers	0.625	0.5538461538	0.5	0.6181818182	14	8	12	16
Houston Texans	0.4262203268	0.3798115942	0.4833333333	0.4615384615	9	2	13	11
Indianapolis Colts	0.253968254	0.3150684932	0.3235204118	0.4300555556	13	12	11	2
Jacksonville Jaguars	0.3636363636	0.3188405797	0.3421052632	0.3289473684	3	4	2	5
Kansas City Chiefs	0.3442622951	0.4677419355	0.4761904762	0.4642857143	9	11	2	7
Miami Dolphins	0.4117647059	0.4545454545	0.3692307692	0.3968233688	8	7	6	6
Minnesota Vikings	0.5249501639	0.5254237288	0.5660377358	0.4400779651	7	5	10	3
New England Patriots	0.4698969697	0.4307692308	0.4628865672	0.4225352113	16	14	16	16
New Orleans Saints	0.5087719298	0.3333333333	0.3168666667	0.421035216	7	12	7	14
New York Giants	0.347626987	0.46875	0.5	0.4166666667	6	7	9	7
New York Jets	0.3968253968	0.3064516129	0.3768115942	0.3220339893	4	8	6	8
Oakland Raiders	0.3939393939	0.3650793651	0.4032250995	0.4375	3	4	4	8
Philadelphia Eagles	0.4695172414	0.4695172414	0.4848484848	0.5087719298	10	10	4	8
Pittsburgh Steelers	0.5357142857	0.52388095238	0.5573770492	0.6	11	8	12	12
San Diego Chargers	0.3538461538	0.3879967742	0.4193848154	0.453125	9	10	7	8
San Francisco 49ers	0.4086969697	0.45	0.3557142857	0.6111111111	8	14	14	15
Seattle Seahawks	0.3714285714	0.3692307692	0.4745762172	0.3714285714	5	17	12	7
St. Louis Rams	0.4406779691	0.3965517241	0.3389830508	0.2816901408	2	7	7	2
Tampa Bay Buccaneers	0.2897142897	0.399375	0.4328398209	0.4393993994	6	4	7	4
Tennessee Titans	0.4	0.581867213	0.5384615385	0.5740740741	2	7	6	9
Washington Redskins	0.3661971831	0.4098360656	0.3787878788	0.3492063492	4	3	10	5